


## Magnetic Linear Incremental Encoder For Press Brake / Advanced Design

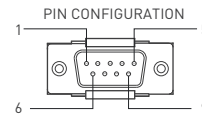
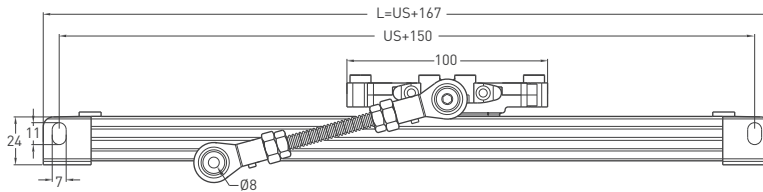
- 5 µm resolution (4x mode)
- Measuring range 150 - 2000 mm
- ± 15 µm accuracy
- LED status indicators



### Technical Specifications

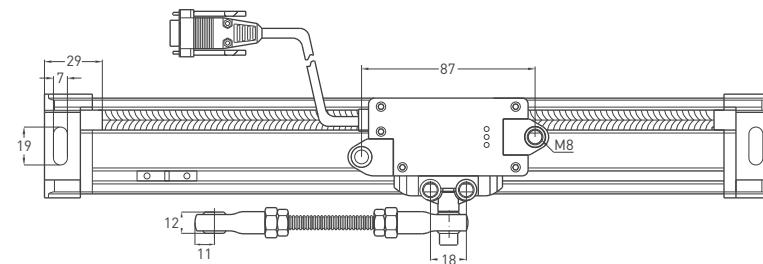
Type of measurement	Magnetic incremental non-contact
Measurement stroke	150 - 2000 mm
Resolution	Standard : 5 µm (4x mode), Optional : 2,5 / 5 / 10 / 12,5 / 20 / 25 µm (4x mode)
Repeatability	± 5 µm
Accuracy	± 15 µm
Output channels	A, $\bar{A}$ , B, $\bar{B}$ , Z, $\bar{Z}$
Output type	TTL, Linedriver (standard) High Linedriver, Push-Pull (optional)
Power supply	5 VDC (standard), 8 - 24 VDC (optional)
Power consumption (without load)	< 40 mA (24 VDC)
Electrical connections	DB9 connector with 1 m cable
Displacement speed	< 3 m/s
Case material	Anodized aluminium
Protection level	IP 65
Operating temperature	-20°C ... +80°C
Storage temperature	-30°C ... +90°C

### Mechanical Specifications



#### Cable output

- +V : Brown
- 0V : Blue
- A : Black
- B : White
- Z : Orange
- A inv. : Yellow
- B inv. : Green
- Z inv. : Red
- GND : Earth

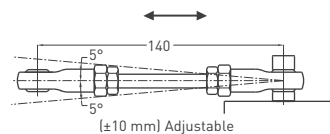
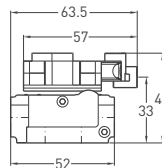


#### C8G Type Electrical Connections

- Pin 1 : Ch A
- Pin 2 : GND
- Pin 3 : Ch Z inv.
- Pin 4 : Ch Z
- Pin 5 : Ch B inv.
- Pin 6 : Ch B
- Pin 7 : Ch A inv.
- Pin 8 : +V

#### 9G Type Electrical Connections

- Pin 1 : Ch A
- Pin 2 : Ch A inv.
- Pin 3 : Ch Z
- Pin 4 : Ch B
- Pin 5 : Ch B inv.
- Pin 6 : Ch Z inv.
- Pin 7 : +V
- Pin 8 : GND
- Pin 9 : Earth



#### 9H Type Electrical Connections

- Pin 1 : Ch Z
- Pin 2 : Ch B
- Pin 3 : Ch A
- Pin 4 : NC
- Pin 5 : GND
- Pin 6 : Ch Z inv.
- Pin 7 : Ch B inv.
- Pin 8 : Ch A inv.
- Pin 9 : +V

MPS (mm)	150	170	220	270	320	370	420	470	520	570	620	670	720	820	870	920	1000	1100	1200	1300	1400	1500	1750	2000
US (Usefull stroke)	150	170	220	270	320	370	420	470	520	570	620	670	720	820	870	920	1000	1100	1200	1300	1400	1500	1750	2000
MS (Mechanical stroke)	178,5	198,5	248,5	298,5	348,5	398,5	448,5	498,5	548,5	598,5	648,5	698,5	748,5	848,5	898,5	951,5	1028,5	1128,5	1228,5	1328,5	1428,5	1528,5	1778,5	2028,5
L (Total stroke)	317	337	387	437	487	537	587	637	687	737	787	837	887	987	1037	1087	1167	1267	1367	1467	1567	1667	1917	2167

### Ordering Procedure

Model	Measurement stroke (mm)	Resolution	Output type	Pole pitch	Output	Power supply	Connector / Cable
MPS	270	T20	LTP	B5	B	V1	2M5
MPS	150 - 2000 mm	T10 : 2.5 µm T20 : 5 µm T50 : 12.5 µm T80 : 20 µm T100 : 25 µm	LTP : Push-Pull TT : TTL HLD : High Linedriver LD : Linedriver	B5 : 5 mm	4Z : Adjustable reference 5Z : Continuous reference B : No reference	V1 : 5 VDC V2 : 8 - 24 VDC	9G : G type electrical connection with 1 meter cable 9H : H type electrical connection with 1 meter cable 2M5 : 2,5 meters cable (standard) C8G : M16, 8 pin round type connector

Above given technical data are only for information purpose. OPKON has right to change product specifications without notice.