

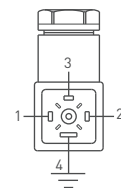
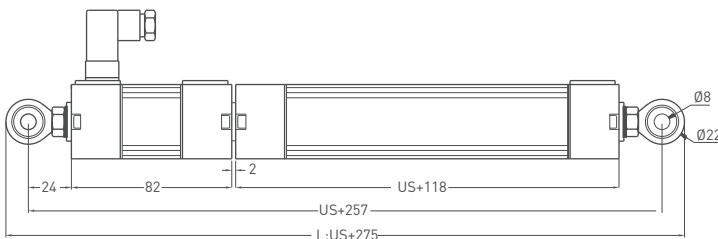
Magnetic Linear Incremental Encoder Special for Roll-Bending Machinery

- 2,5 / 5 / 10 / 12,5 / 20 / 25 µm resolution (4x mode)
- Measuring range 50 - 800 mm
- Magnetic contactless measurement
- TTL, Linedriver, HLD, Push-Pull outputs optional
- IP 65 protection level



Technical Specifications	
Type of measurement	Magnetic incremental non-contact
Measurement stroke	50 - 800 mm
Resolution	2,5 / 5 / 10 / 12,5 / 20 / 25 µm resolution (4x mode)
Accuracy	± 40 µm
Output channels	A,B, / A,Ā, B,B
Output type	Push-Pull, TTL Linedriver, HLD
Supply voltage	8 - 24 VDC or 5 VDC
Power consumption (without load)	< 40 mA (24 VDC)
Electrical connections	4 pin connector (standard), 1 m cable (optional)
Max. speed	< 3m/s
Case material	Anodized aluminium
Mechanical fixing	Ball joints on the both sides
Protection level	IP 65
Operating temperature	-20°C ... +80°C
Storage temperature	-30°C ... +90°C

Mechanical Specifications



Linedriver, TTL, HLD Cable Output

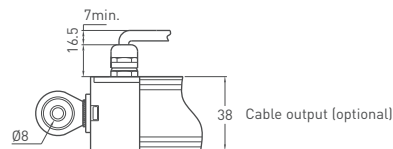
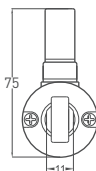
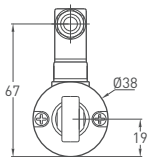
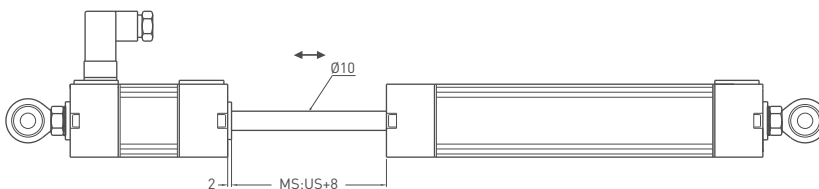
- Ch A : Black
- Ch A inv. : Yellow
- Ch B : White
- Ch B inv. : Green
- +V : Brown
- 0V : Blue
- GND : Shield

Push-Pull Cable Output

- Ch A : Black
- Ch B : White
- +V : Brown
- 0V : Blue
- GND : Shield

Connector Output

- [1] Ch B
- [2] Ch A
- [3] +V
- [4] 0V



MLC (MM)	50	100	125	150	175	200	225	250	275	300	350	400	450	500	550	600	700	800
US (Usefull stroke)	50	100	125	150	175	200	225	250	275	300	350	400	450	500	550	600	700	800
MS (Mechanical stroke)	58	108	133	158	183	208	233	258	283	308	358	408	458	508	558	608	708	808
L (Total stroke)	325	375	400	425	450	475	500	525	550	575	625	675	725	775	825	875	975	1075

Ordering Procedure

Model	Measurement stroke	Resolution	Output type	Pole pitch	Output channels	Supply voltage	Connector / Cable
MLC	50	T20 (4x mode)	LTP	B5	B	V2	C2
MLC	50 - 800mm	T10 : 2,5µm T20 : 5µm T40 : 10µm T50 : 12,5µm T80 : 20µm T100: 25µm	LTP : Push-Pull LD : Linedriver HLD : High Linedriver TT : TTL	B5: 5 mm pole pitch	B : A, B Z : A, B, Z ZĀ: AĀ, BĀ, ZĀ	V1 : 5 VDC V2 : 8 - 24 VDC	C2 : 4 pin connector 1M : 1 meter cable 2M5 : 2,5 meter cable

Please note: The specifications and information in this datasheet may not cover all special demands arising from specific applications. Therefore, they do not constitute a comprehensive description of the product properties. OPKON accepts no responsibility for damages resulting from the improper application of our products. The user is responsible for ensuring that the products used are suitable for their own application.